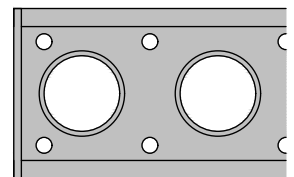



金源通架工程有限公司
**CANYON METAL SCAFFOLDING
ENGINEERING LIMITED**



FORMWORK ACCESSORIES CATALOGUE 2019

Introducing our latest formwork products





COMPANY INTRODUCTION & CONTENTS

COMPANY INTRODUCTION

CANYON DEVELOPMENT LTD was established in 1985.

CANYON METAL SCAFFOLDING ENGINEERING LTD was established in 2005 and has been certified per ISO 9001 from HKQAA.

Our core business provides a wide variety of metal scaffolding equipment, steel falsework and formwork system. We are proud to be one of the pioneers in metal scaffolding in Hong Kong, encompassing the spirit of professionalism and reliability, as well as participation in most of the huge formwork and scaffolding projects in the territory.

CONTENTS

FORMWORK ACCESSORIES

TIE BAR & ACCESSORIES	F1
RECOVERABLE ANCHOR SCREW	F2
PUSH PULL PROP	F2
STEEL SOLDIER	F3

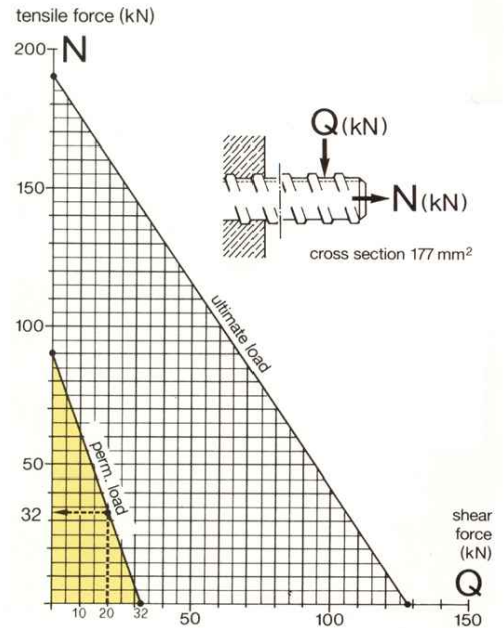


D15 TIE BAR

Through Tie with Specialized Type thread for All Formwork Systems

- Safety working load 90kN (Ultimate load 190kN)
- Yield load 158kN
- Total elongation at fracture 12% min.
- Yield stress 890MPa min.
- Ultimate tensile strength 1080MPa min.
- Threaded high strength bar, 15 mm across flat sides, 17 mm across thread, black mill finish
- Right hand 1 start thread
- Mill length 5.8 or 6.0 metre
- Manufactured using the TEMP CORE quench & self temper process
- Provide exceptional toughness and very durable surface
- Can be welded*, bent & takes shear forces
- Self cleaning thread & vibration resistant speed thread

* Welding to be carried out by certified welders only, according to manufacturer's specs & approval.



D15 Tie Bar 5.8m	
Item Code	DBA-5.8M
Weight	8.5 kg



D15 Tie Bar 6m	
Item Code	DBA-6M
Weight	8.8 kg



Double Wing Nut	
Item Code	DNT-5585DWZ
85 x 55 mm Malleable cast iron. Zinc plated.	



Steel Cone	
Item Code	DBA-1060SC
ø60 Base x 100 mm Long with 30 mm Hex nut. Machine made steel thread. Recoverable. Zinc plated / Galvanized.	



Washer Faced Wing Nut	
Item Code	DNT-0510RF
ø100 Base x 50 mm Malleable cast iron. Zinc plated.	



Square Flat Washer	
Item Code	DBA-1090SW
100 x 90 x 9 mm with ø19 Hole Cold formed. Smooth surface. Zinc plated / Galvanized.	



Hex Nut	
Item Code	DNT-5030HX
50 x 30 mm Long Machine made steel thread. Zinc plated / Galvanized.	



Square Ribbed Washer	
Item Code	DBA-1208SRW
120 x 120 x 8 mm with ø19 Hole Smooth surface. Zinc plated / Galvanized.	



Hex Nut	
Item Code	DNT-1030HXJT
100 x 30 mm Long Machine made steel thread. Zinc plated / Galvanized.	

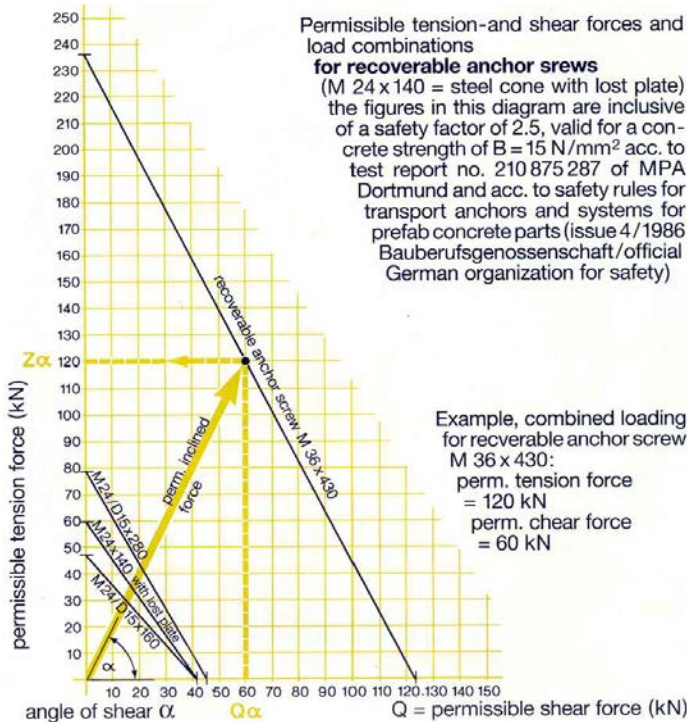


Combi Nut Plate	
Item Code	DBA-1111COMB
119 x 119 mm. High quality cast iron, easy to release and runs smoothly on the bar. Zinc plated.	






RECOVERABLE ANCHOR SCREW



For your temporary fixing points, lifting points for climbing forms, clam forms, tunnel forms & single face formwork.

This advanced design lets us guarantee for at least 50 reuses, allowing:

- no more wasting money on expensive stainless inserts
- no more wire strand or rebar loops to cut off
- no more parts left in the concrete



Item Code	Size
DAS-160RASA	M24 x 160
DAS-280RASA	M24 x 280

Item Code	Description
DBA-M24RK	M24 Release Key

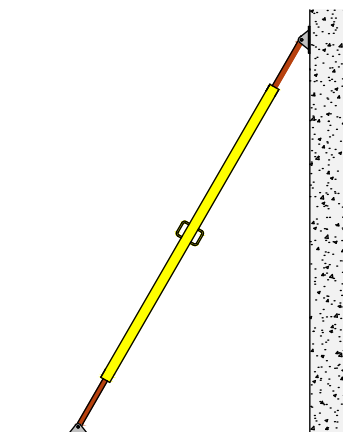
PUSH PULL PROP

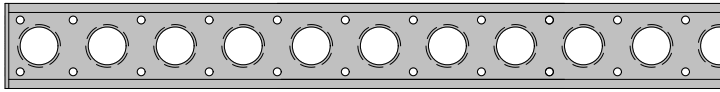
- For faster plumbing and safe positioning of precast units
- A versatile, well-engineered and complete system flexible and economic
- Takes tension and compression forces
- Handles are always in workmen's reach
- 3-dimensional operating swivel end for any slope or angle by using one bolt only
- Positively safe with permissible load up to 40kN on compression & tension



Item Code	DPP-0900	DPP-1800	DPP-2600
Adjustment	900 ~ 1500 mm	1800 ~ 3200 mm	2600 ~ 4000 mm
Permissible Load at 45°	43 kN (Compression)	43 ~ 14 kN (Compression)	43 ~ 10.9 kN (Compression)
	48.5 kN (Tension)	48.5 kN (Tension)	48.5 kN (Tension)
Weight	19 kg	28 kg	40 kg
Outer Tube	ø76 mm	ø76 mm	ø76 mm

RECOVERABLE ANCHOR SCREW PUSH PULL PROP





STEEL SOLDIER

Steel Soldier System

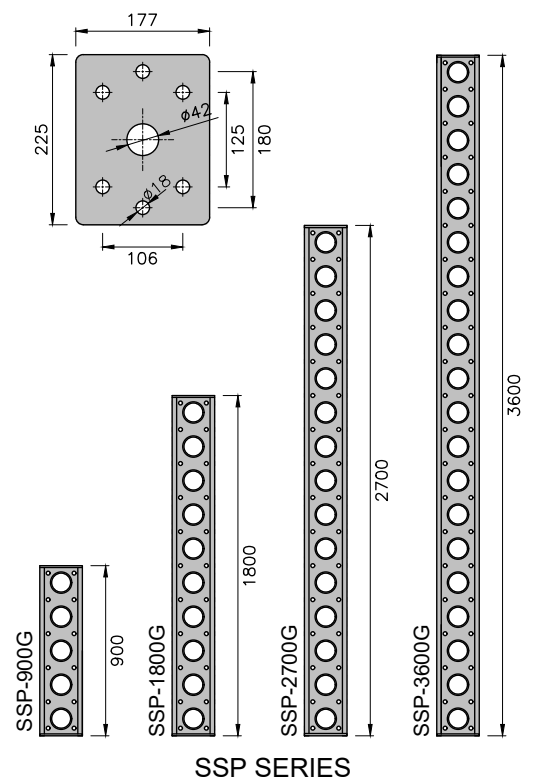
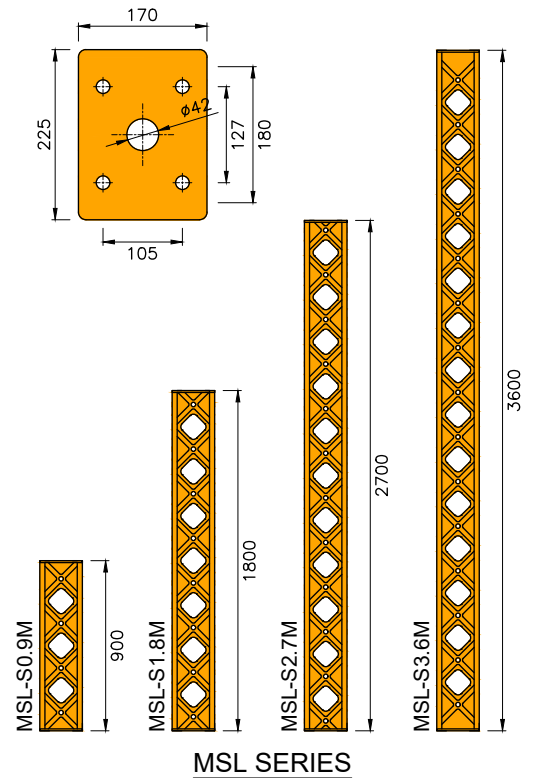
- Highly flexible with range of beam lengths and components
- Suitable for wall and slab support

The Steel Soldier is a heavy duty structural section that can be both used as beam and column. It is designed to bring exceptional strength and versatility, making it a popular choice for wall, slab support, temporary access and platforms as well as shoring applications. Steel soldiers can be bolted end to end offering flexible lengths suited for specific uses.

* Notes: To fix steel soldier end-to-end 4 nos. M16 x 35 HT (Grade 8.8) set bolt and nuts are recommended.

Item Code	Length	Coating	Weight
MSL-S3.6M	3600	Painting	71.0 kg
MSL-S2.7M	2700	Painting	54.2 kg
MSL-S1.8M	1800	Painting	37.4 kg
MSL-S0.9M	900	Painting	21.4 kg
SSP-3600G	3600	Galv.	77.6 kg
SSP-2700G	2700	Galv.	59.7 kg
SSP-1800G	1800	Galv.	42.0 kg
SSP-900G	900	Galv.	24.1 kg

Steel Soldier Section Properties			
	MSL Series	SSP Series	
Cross Sectional Area (Gross)	25.73	27.15	cm ²
Cross Sectional Area (Nett)	15.81	19.04	cm ²
Young's Modulus	205000	205000	N/mm ²
Inertia xx	1578	1950	cm ⁴
Inertia yy	534.6	605	cm ⁴
r xx	9.99	10.12	cm
r yy	5.59	5.64	cm
Minimum F.O.S.	1.6	1.6	
Axial Comp (Facade) ≤	300	300	kN
Axial Comp (Shore) ≤	100	100	kN
Axial Tension	120	120	kN
Moment of resistance	38	38	kNm
Moment of resistance (Joint)	10	10	kNm
Moment of resistance (Reinf. joint)	15	15	kNm
Shear (not less than)	75	75	kN
Shear at joint (not less than)	75	75	kN
Self weight	20.8	21.6	kg/m



For further information, please contact:

General

Email - general@canyonhk.com
Tel - (852) 2885 9633
Fax - (852) 2567 1611

Business

Email - d-b@canyonhk.com

Engineering

Email - d-e@canyonhk.com

or visit us at:

<http://www.canyonhk.com>



Canyon Metal Scaffolding Engineering Limited
Room 605-606, 6/F, Westlands Centre
20 Westlands Road, Quarry Bay
Hong Kong

