

INSTRUCTION MANUAL ALUMINIUM LORRY ACCESS LADDER

PATENT NO.
HK1238865

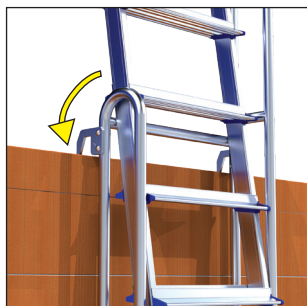
SPECIFICATION

| | | |
|---|-------------------|-------------------|
|  Instruction Video | | |
| Item Code | LSC-LA4513 | LSC-LA4515 |
| Product weight | 8.8 kg | 9.5 kg |
| Maximum standing height | 1,250 mm | 1,500 mm |
| Maximum total load | 150 kg | |
| Maximum number of users | 1 no. | |

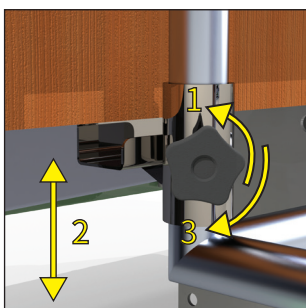
INSTRUCTIONS



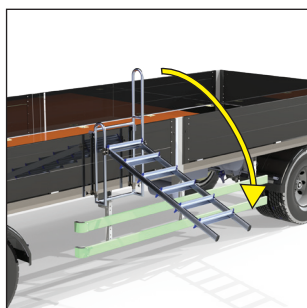
Step 1. Inspect the ladder before use.



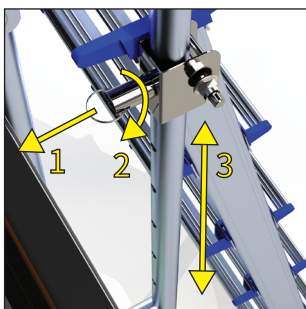
Step 2. Position and hang on lorry container accordingly.



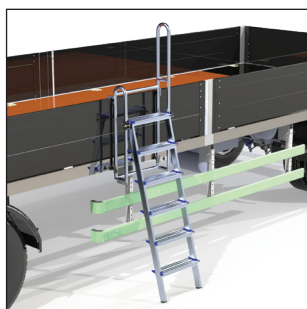
Step 3. Adjust bottom clamp to secure on side of lorry container, tighten gage to lock position.



Step 4. Fold ladder down towards the ground.



Step 5. Pull and turn the ring handles to unlock, and then adjust the height of the ladder to be level with the ground.



Step 6. Verify all parts are locked in place before using the ladder.

BEFORE USE

- Inspect the ladder after delivery. Before every use visually check the ladder is not damaged and is safe to use.
- Ensure ladder is suitable for the task.
- Ensure ladder is suitably stored to prevent damage.
- Prevent damage of the ladder when transporting, e.g. by fastening and, ensure they are suitably placed to prevent damage.
- Do not modify the ladder design.



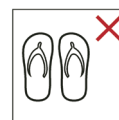
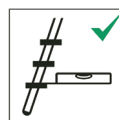


POSITIONING & ERECTING THE LADDER

- Locking devices shall be checked and be fully secured before use.
- Ladder frame must be secured on the side of the lorry container before ladder steps shall be adjusted.
- Use non-conductive ladders for unavoidable live electrical work.
- When positioning the ladder take into account risk of collision with the ladder, e.g. from pedestrians, vehicles or doors.
- Use non-conductive ladders for unavoidable live electrical work.



USING THE LADDER

- Lorry must be parked when the ladder is erected.
- Ladder shall only be used for safe access and egress to the lorry container.
- Do not spend long periods on a ladder without regular breaks (tiredness is a risk).
- Do not use the ladder if contaminated, e.g. with wet paint, mud, oil or snow.
- Do not use the ladder in adverse weather conditions, such as strong winds.
- Do not move ladder while standing on it.
- For outdoor use caution to the wind.



Document Ref. : IM_0001/A/1811

Date : 11 NOVEMBER 2018

Further Information
Tel: (852) 2885 9633

THE INFORMATION ON THIS INSTRUCTION MANUAL REMAINS THE PROPERTY OF CANYON METAL SCAFFOLDING ENGINEERING LIMITED AND IS NOT TO BE REPRODUCED WITHOUT WRITTEN PERMISSION. CANYON RESERVES THE RIGHT TO AMEND THIS MANUAL AT ANY TIME WITHOUT PRIOR NOTICE. CHECK CANYON'S WEBSITE BELOW TO ESTABLISH ITS VALIDITY AND/OR OBTAIN THE MOST UPDATED VERSION.

general@canyonhk.com

www.canyonhk.com